

Parent Group Name

LANE COMMUNITY COLLEGE

Parent Group Number

All

Policy Year

Multiple selections

Provider

All

Plan Code

All

Risk Premium:
The pool of funds used to pay claims incurred.

Total Premium:
All funds received including but not limited to:
Network Fees, Taxes, Ancillary Service Fees and Broker Fees (if applicable).

PLEASE NOTE:
Possible claims pending for the current year can affect Loss Ratios.
Loss ratios are subject to change based upon when claims are received and paid.

Members with Claims

Paid Claims

152

1,450

Date

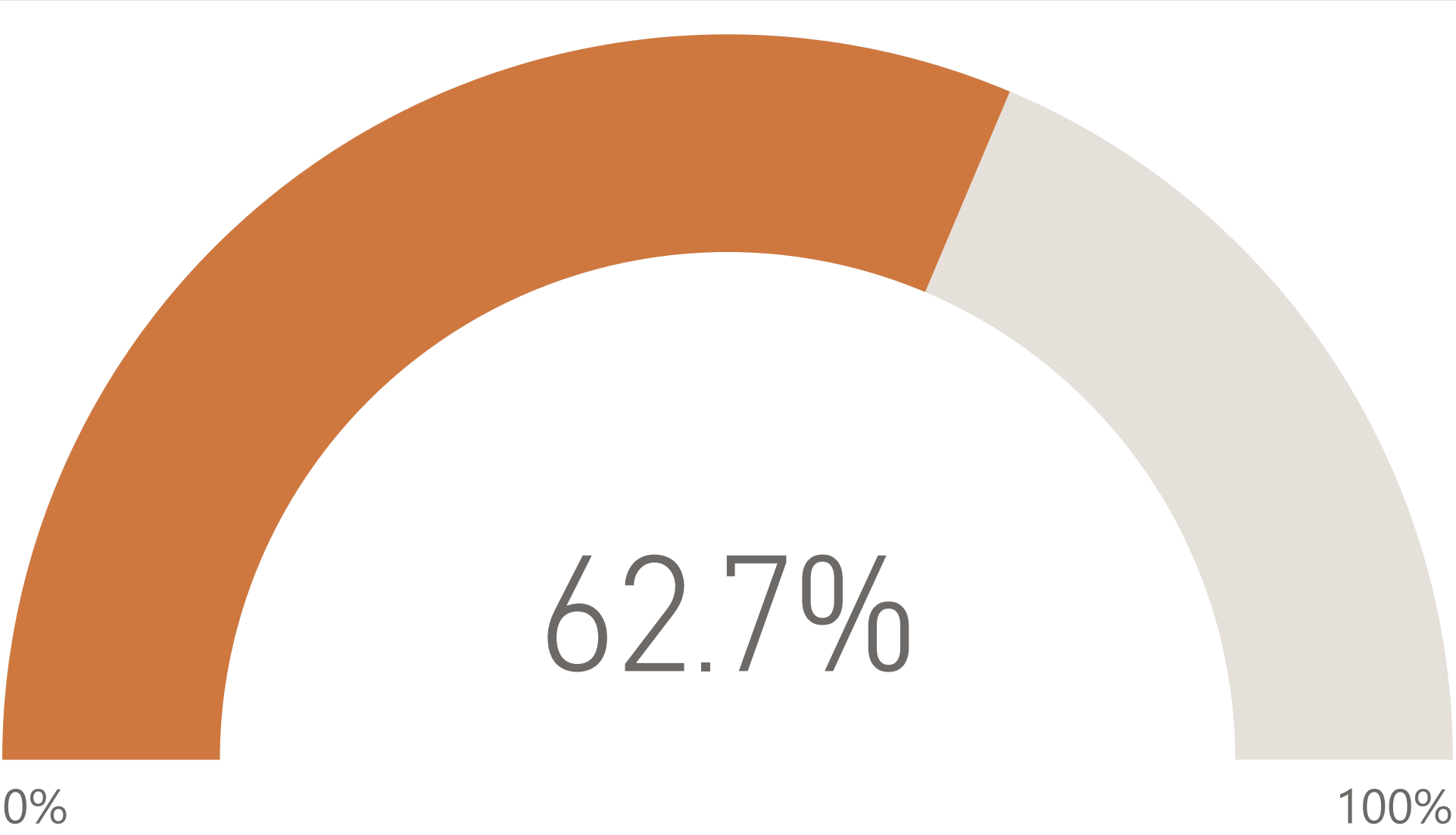
7/1/2022

7/15/2026

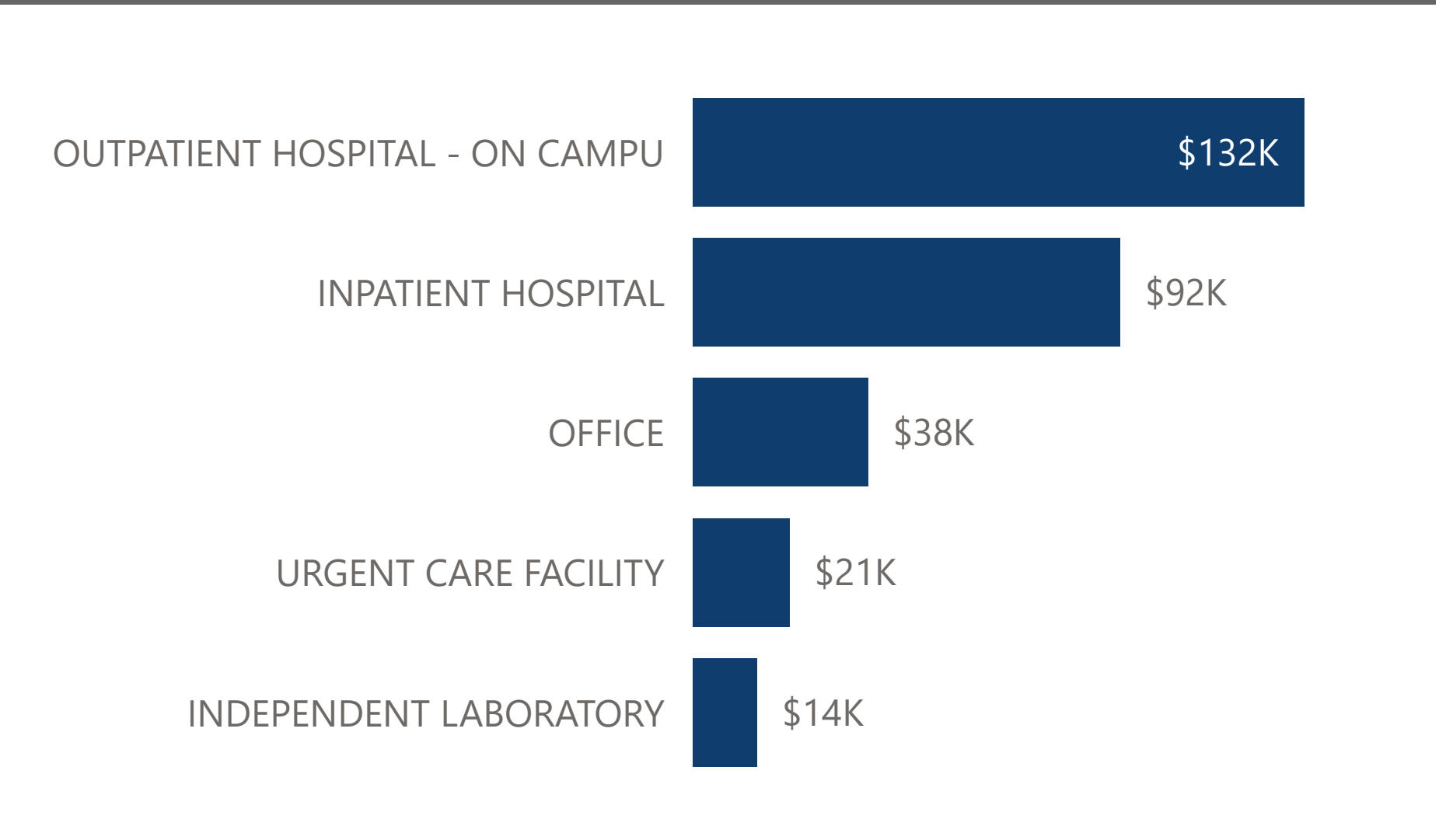
Year over Year Summary

Parent Group Name	Policy Year	Claim Count	Risk Premium Paid	Claim Expenses	Loss Ratio	Paid enrolled students
LANE COMMUNITY COLLEGE	2022	424	\$116,797	\$141,114	120.82%	171
LANE COMMUNITY COLLEGE	2023	381	\$233,399	\$114,511	49.06%	197
LANE COMMUNITY COLLEGE	2024	645	\$226,240	\$105,930	46.82%	207
Total		1,450	\$576,437	\$361,555	62.72%	355

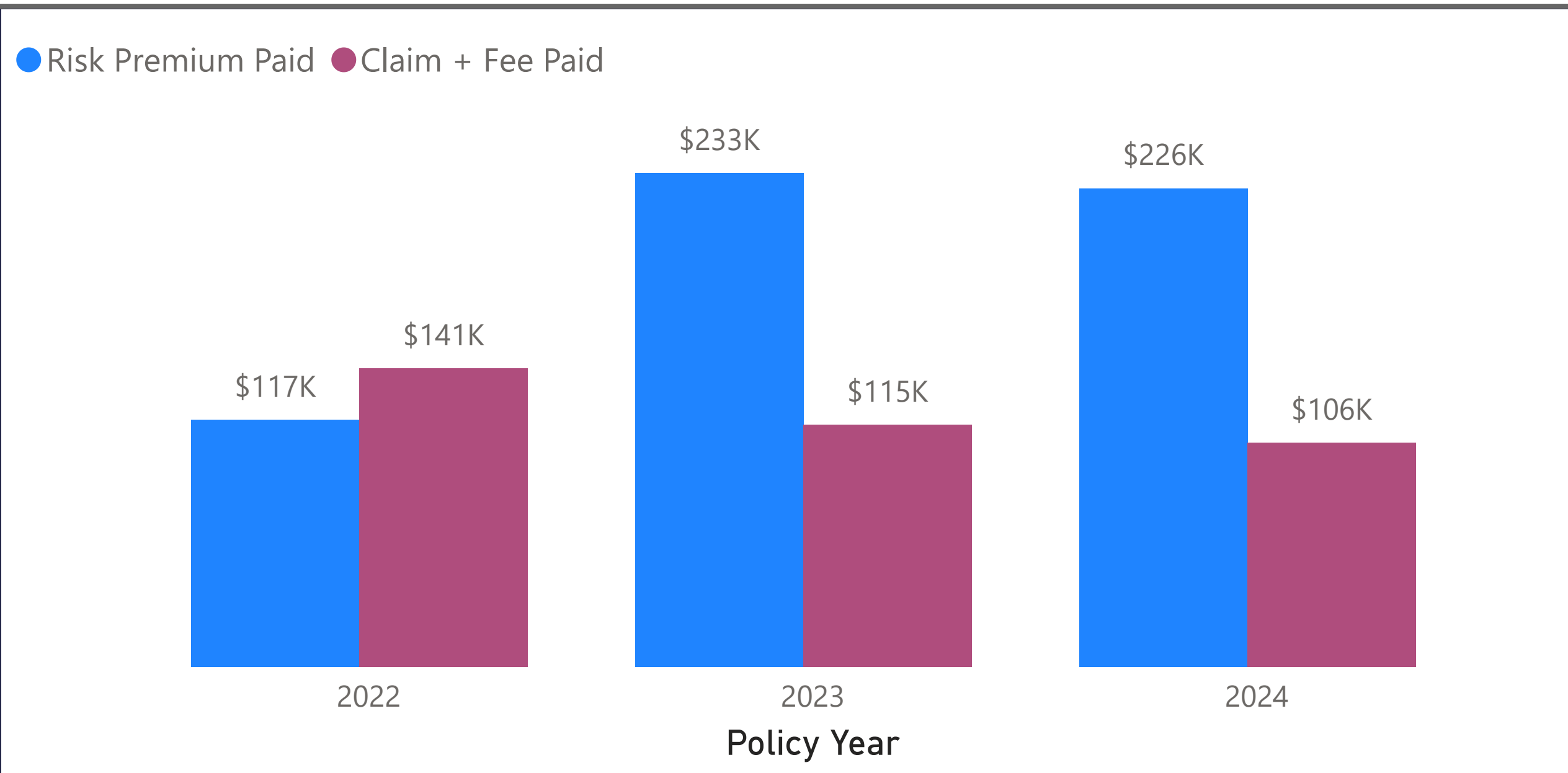
Loss Ratio



Amount paid by Place of Service



Year over Year Comparison



Top 10 Paid Claims

Policy Year	Amount Paid	AXA Claim ID	Claim No.	ICD10 Name Diag 1
2022	\$39,543	32.23.210028.002	807718	Bloodstream infection due
2022	\$29,841	32.23.451888.004	818452	Bipolar II disorder
2024	\$16,875	32.25.226650	995533	Type 1 diabetes mellitus w
2023	\$15,411	32.24.256846.004	992198	Syncope and collapse
2023	\$12,192	32.23.481393	799038	Fever, unspecified
2022	\$11,644	32.23.075461.002	750466	Noninfective gastroenterit
2023	\$11,290	32.24.078601.004	879600	Right lower quadrant pain
2024	\$7,023	32.25.081460.002	976440	Anterior dislocation of rig
2023	\$5,223	32.23.460706	793603	COVID-19
2023	\$4,629	32.24.166843	861012	(Induced) termination of p
Total	\$153,672			

Amount Paid by Types of Service

